



# Great Gaddesden C of E Primary School

## Weekly update - Autumn Term : Week 8



### Religious Life of our school

Mrs Tisbury used All Saints' Day as the theme for our Friday Collective Worship. We had a game of 'Guess the Saint', with our 'visiting saints' giving us some clues. St Peter had his keys and cross with him, reminding us that he was the first Pope; St John the Baptist with his wild hair, had jars of honey and locusts reminding us of his time in the desert and St Francis, dressed as a monk, had many animals with him, including a snake draped around his shoulders! The children were all able to identify the saints, drawing on their religious knowledge.



### September 2024 Admissions

Please note that the application process for **Reception** and **Nursery** places for September 2024 is now open.



### Gaddesden Singing Festival



On Thursday, Y2-Y6 enjoyed the Gaddesden Singing Festival led by staff from Herts Music Service. All the children sang with gusto and enthusiasm. It was lovely to be able to share the songs they had been working on, with family and friends.

### Stikins Labels

As you may be aware, we have recently teamed up with Label Planet to offer parents the opportunity to purchase name labels for your children's school uniform and possessions, whilst earning the school a small commission at the same time.

We have been sent a free sample for each pupil, which should come home with your child next week. The sample displays their first name, as it appears on the register.

If you wish to order any labels, please do so online [www.stikins.co.uk](http://www.stikins.co.uk) or by phone 01270 668076, using the school code **(8378)**.

### Christmas Services

#### Change of arrangements:

Please note that there has been a change to the organisation of the Christmas Services on Tuesday, 19th December. These will now be as follows:-

- 10:00 - EYFS Christmas Nativity**
- 2:00 - Y1/2 - Christmas Story**
- 6:00 - Christmas Service**

Please note that these will all take place in the church.



### Follow the Star



What a fantastic start we have made to our walk to Bethlehem. Collectively, we have walked **777** miles in the first week of our challenge. We have walked across the German border and have just entered Austria. A huge well done to all our children, extended families and friends who have helped to get our project off to such a great start.

Please remember to share [the fundraising link](#) with friends and family. Our week 1 total of £170 gives our fund raising an excellent start.

We hope that many of our families will be able to join us for our community walk on Saturday 18th November. We will meet at Great Gaddesden Church at 1:30pm and there will be a choice of 2 walks, with mugs of hot chocolate at the end.



Just Giving page



FOGCS

Small Steps Foundation

## Forest School

Year 5 & 6 did not let the rain stop their learning at Forest School, this week. They practised their fire lighting skills and learnt how to use a reef knot. These skills were then put into practice, when they created small dens in order to protect a miniature fire pit.



## Badge application guide

You will need:-

- your school badge
- your garment
- an iron
- a sheet of kitchen paper
- a flat and sturdy work surface

First select your work surface. A low table is ideal as it allows you to exert maximum pressure as you press,

Set your iron to its highest heat setting and allow it to warm-up for a couple of minutes. If you have a steam iron make sure the tank is empty.

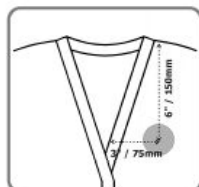
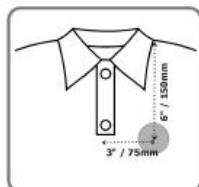
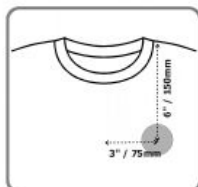
Lay the garment flat and position the badge. We suggest you follow the guidelines at the bottom of this sheet. You may need to make a slight adjustment for some styles and sizes. Before you start pressing make sure the badge is level!

Cover the badge with the kitchen paper. Place the middle of the iron over the badge and press as firmly as possible for 60 seconds. Do not move the iron as you press. Turn the garment inside out and repeat for a further 60 seconds. This allows the special adhesive to melt thoroughly to create a strong bond between the badge and the garment.

Finally check that you are happy with the finish, paying particular attention to the edges. You may need to repeat the second part of the pressing process with thicker fleece fabrics,

Once you have finished pressing allow the garment to cool. It takes 24 hours for the bond to reach its maximum strength.

Wash the garment according to the care label and iron as normal. Ironing the logo will improve the bond between the badge and the fabric.



## School Badges



The iron-on school logo badges are now available from the school office at the cost price of £1.50. This is payable via Arbor. Please follow the badge application guide, giving instructions for how to apply the badges.

## Dacorum Family Support Services

Please see the link on the website, giving information regarding

[Dacorum Family SEND information](#)

## Y3/4 Parental Consultations

Y3/4 consultation sessions have now been rescheduled for Tuesday, 14th November (3:30/5:00) and Thursday, 16th November (4:30/6:00) If you have not yet booked an appointment, please see Mrs DeRouffignac to arrange a convenient time.

### Diary dates:

All dates are displayed on the [School Calendar](#) on the website. Please note that occasionally, it may be necessary to change dates. When this occurs, these will be highlighted to parents.

Newly added dates are displayed in **red**.

07/11/23	Mr McCarthy, from The Royal British Legion, to visit.
w/beg 13/11/23	Anti bullying week
<b>14/11/23</b>	<b>3:30/5:00 Y3/4 Parental Consultations</b>
16/11/23	Flu vaccines
<b>16/11/23</b>	<b>4:30/6:00 Y3/4 Parental Consultations</b>
17/11/23	Children in Need day  3:30- 4:45/5:00 FOGGS movie night
18/11/23	1:30 Follow the Star Walk (starting at the church)
<b>23/11/23</b>	<b>Y3/4 Trip to St Albans, Verulamium</b>
29/11/23	Y5/6 Bletchley Park visit
01/12/23	Non uniform day (chocolate/bottle donations for FOGGS Xmas hampers)
07/12/23	Christmas Jumper Day (supporting Save the Children)
12/12/23	Whole School Pantomime - Peter Pan
13/12/23	Christmas lunch
14/12/23	KS2 Carol Singing at Care Home
<b>15/12/23</b>	<b>2:40 Piano sharing assembly school Parents of piano pupils welcome</b>
19/12/23	a.m. EYFS Nativity 2:00 - KS1 Nativity story (Y1/2) 6:00 - KS2 Carol Service (Y3-6)
21/12/23	1:30 pm - End of Autumn term